

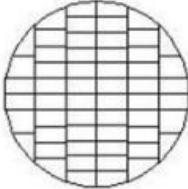
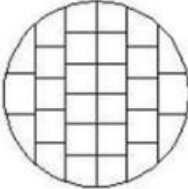
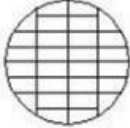
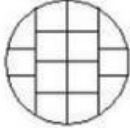

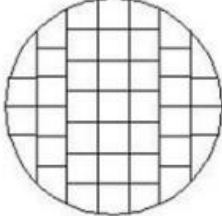
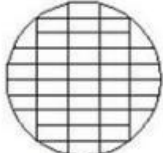

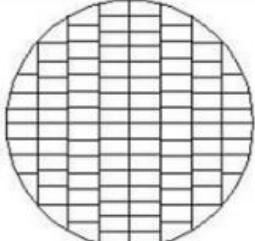
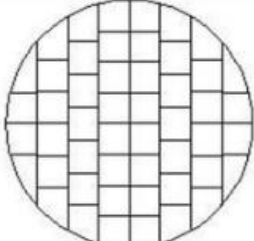


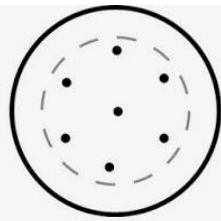
# KJ's Cakery Bakery

[www.kjscakerybakery.com](http://www.kjscakerybakery.com)

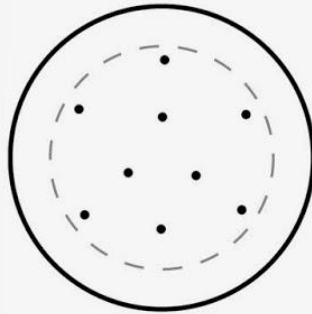
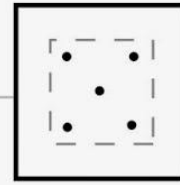
## Cake Cutting Guide

Please keep in mind this is a guide for determining how many pieces of cake you may need to feed your guest as well as a cutting guide. If you like larger pieces for your event, you can see below how to cut the cake.

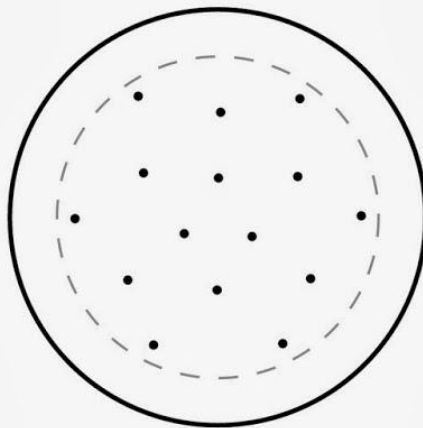
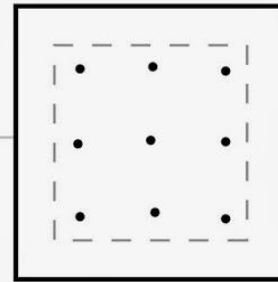
Wedding Cakes 1" x 2" Pieces	Party Cakes 2" x 2" Pieces	Wedding Cakes 1" x 2" Pieces	Party Cakes 2" x 2" Pieces
 <p>8" Round 10 Servings</p>	 <p>8" Round 8 Servings</p>	 <p>12" Round 36 Servings</p>	 <p>12" Round 16 Servings</p>
 <p>8" Round 16 Servings</p>	 <p>8" Round 4 Servings</p>	 <p>14" Round 49 Servings</p>	 <p>14" Round 25 Servings</p>
 <p>10" Round 20 Servings</p>	 <p>10" Round 9 Servings</p>	 <p>16" Round 64 Servings</p>	 <p>16" Round 36 Servings</p>



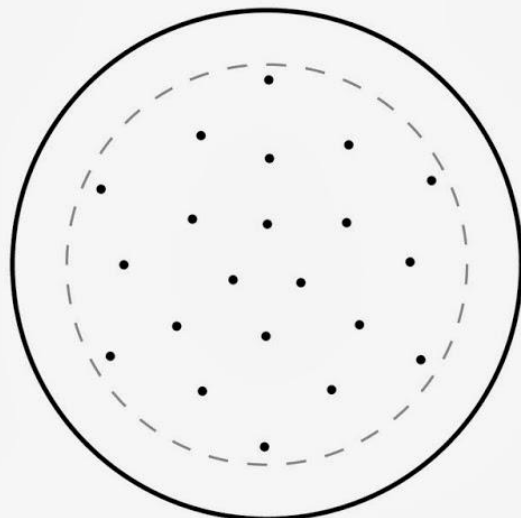
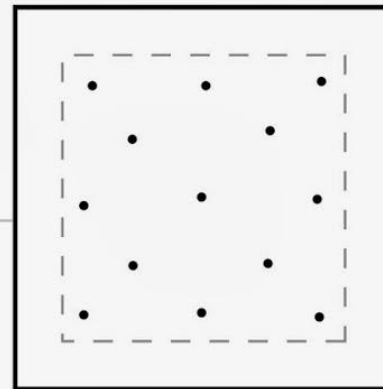
8"



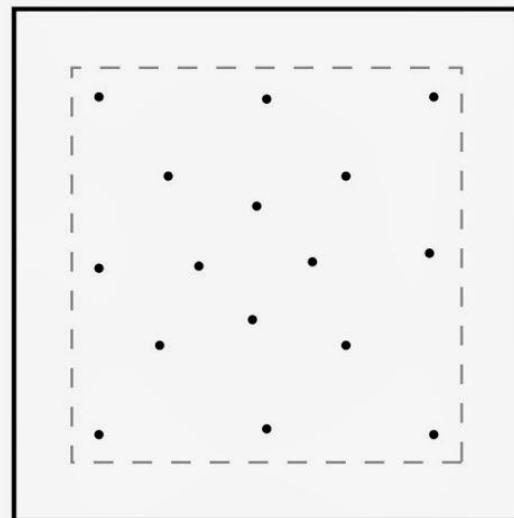
10"



12"



14"



## Cake Support Guide

[www.artisancakecompany.com](http://www.artisancakecompany.com)